



## **BBA - 100C HF ANTENNA**

**HF BROADBAND MULTIWIRE DIPOLE**  
**\*Commercial Series\***

Our flagship model and all-round best performer is the BBA series of high power folded dipole base station antenna systems

Engineered to the exacting standards required for professional applications, the comparatively affordable BBA series antennas are used by private, commercial, government, and tactical HF system operators worldwide.

The Bushcomm BBA is also adaptable enough to suit various physical installation requirements. Between two purpose built towers at a professional site, between trees or other structures, and even in an inverted "V" configuration to suit NVIS applications \*.

Light yet sturdy construction ensures low total mass wind loading. The highest quality materials are used in construction, such as stainless steel radiating elements and UV resistant fibreglass rods. This produces an antenna that will survive even the harshest of outdoor environmental rigours for many years.

There are many variants in the BBA family with sizes, frequency ranges and power ratings to suit a wide range of applications.

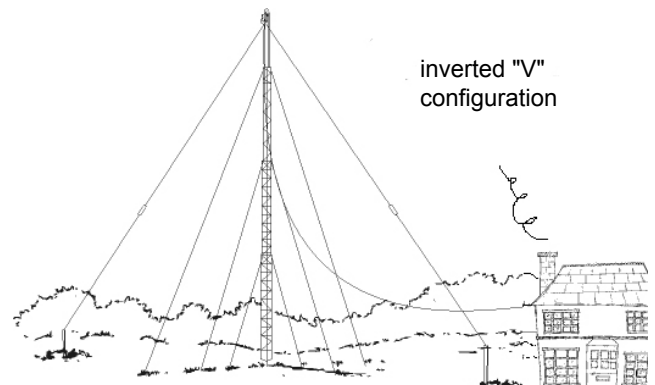
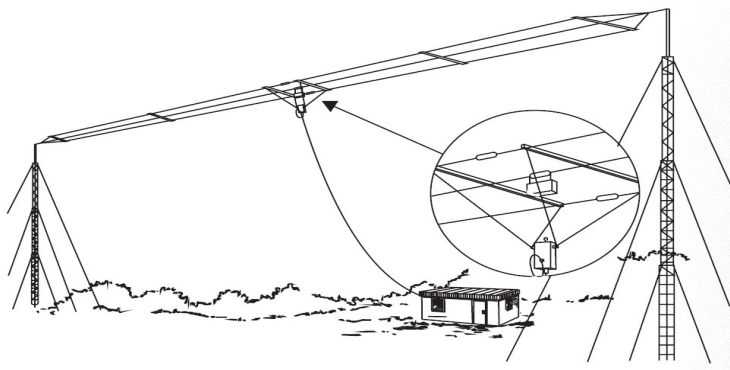
## **DR DIGITAL HF VOICE & DATA RADIO COMPATIBLE**

### **FULL BBA SERIES FAMILY:**

- \* BBA100V - 125w, 2.0~30Mhz, 27M
- \* BBA100C - 250w, 2.0~30Mhz, 27M
- \* BBA100CS - 250w, 3.0~30Mhz, 20M
- \* BBA100CE - 250w, 1.6~30Mhz, 54M
- \* BBA-600VS - 600w, 3.0~30Mhz, 20M
- \* BBA600V - 600w, 2.0~30Mhz, 27M
- \* BBA600VE - 600w, 1.6~30Mhz, 54M
- \* BBA1kD - 2kW, 2.0~30Mhz, 27M
- \* BBA1kDE - 2.5kW, 1.6~30Mhz, 54M
- \* BBA1kCF - 2.5kW, 1.5~30Mhz, 74M

### **SPECIAL FEATURES**

- 2.0 - 30mhz
- No tuner required
- S/S Wire and Fittings
- UV Resistant rod & balun/load boxes
- Easy Installation (instruction provided)
- Variation of length and power available
- Configurable in Horizontal or Inverted V
- Suitable for Digital Voice & data modes





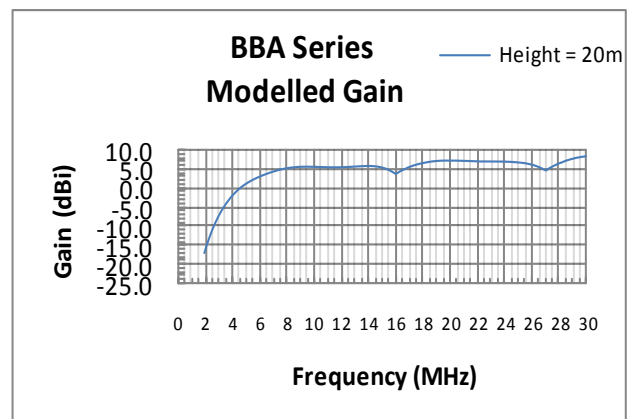
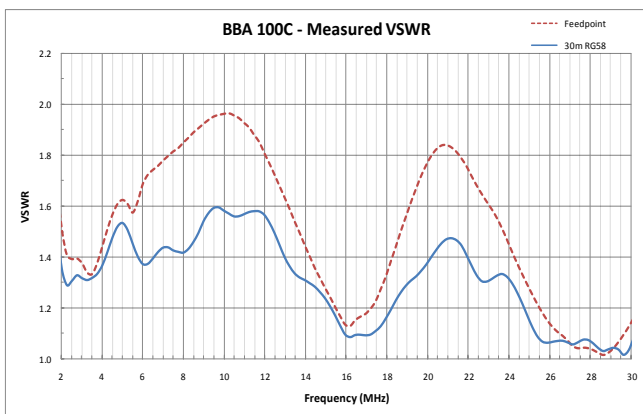
## Specification Summary

SPECIFICATION	
<b>ELECTRICAL</b>	
Frequency Range	2.0 - 30MHz
Nominal Input Impedance	50 Ohm
VSWR (typical)	Better than 2:1
Gain	5dBi (typical) -6dBi at 3.6 MHz (typical)
Power Rating:	130W Continuous / 250W PEP
Input connector:	UHF Type socket (S0239)
<b>MECHANICAL</b>	
Shipping Weight:	Approx 4kg
Antenna Length	27 metre
Radiating elements	2mm Stainless Steel (G304)
Wind Rating	210 km/hr*
Mast Spacing	29m horizontal tower spacing**, 20m footprint Inverted V



**Above:** Bushcomm Balun showing coaxial strain relief feature\*\*\*

\* In accordance with AS1170.2 – 1989 SAA Loading Code – Wind Loads  
\*\* Approximate spacing. Will vary location to location and depending on preference  
\*\*\* Coaxial cable not included, can be purchased separately



### HEAD OFFICE

21 River Road BAYSWATER WA 6053 AUSTRALIA

EMAIL: [sales@bushcommantennas.com.au](mailto:sales@bushcommantennas.com.au)

WEBSITE: [www.bushcomm.com](http://www.bushcomm.com)

PHONE: +61 8 6144 3204